

Thames View Infants



TVI
Reading
at
Home



Top Tips for Reading Success

Do you know what book band your child is reading?



Read with your child at home every night. Keep the book flat so you both can see it.



If your child is reading pink or red books they can finger point




What do I say when my child is stuck on a word when reading?



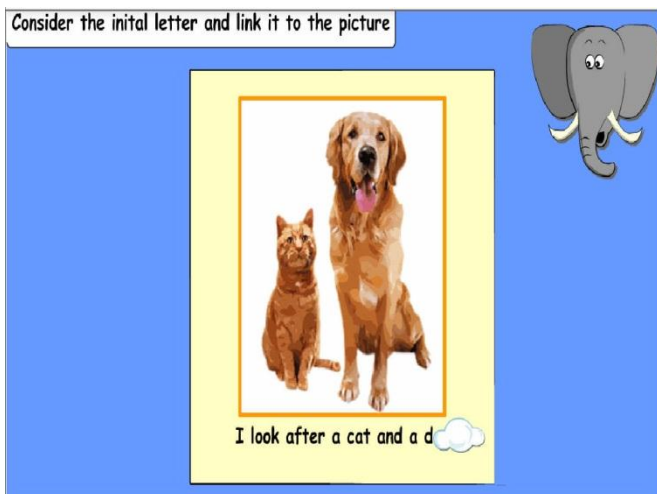
Try some of the following strategies.



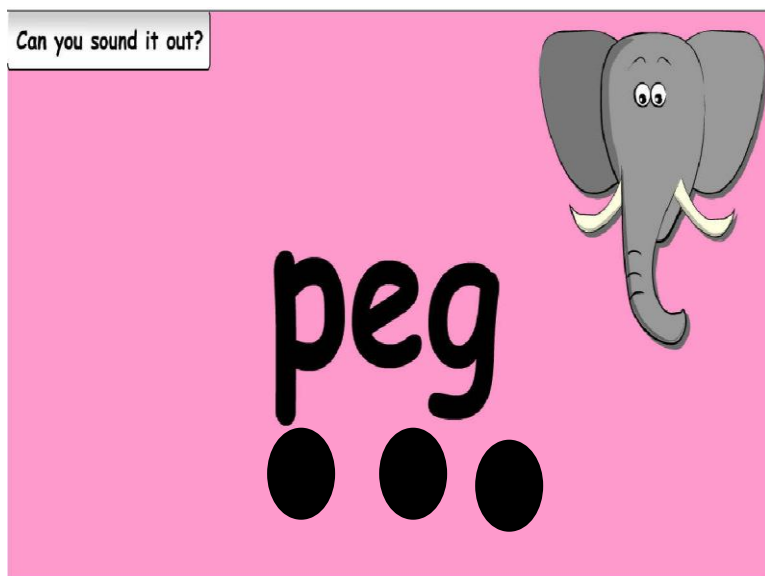
Look at the picture. Does this give you a clue?



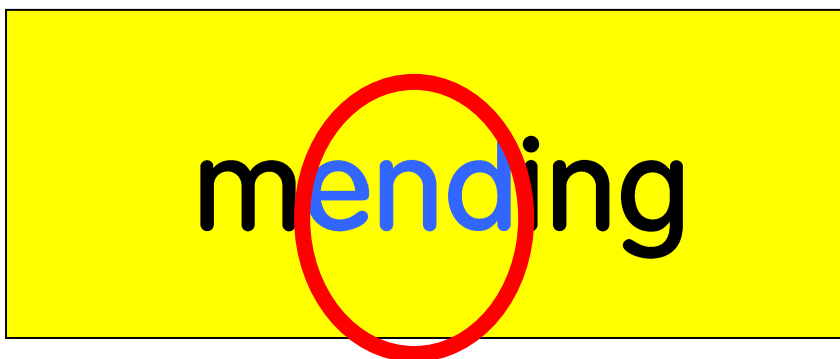
Use the initial letter and the picture to help.



Can you sound the word out?



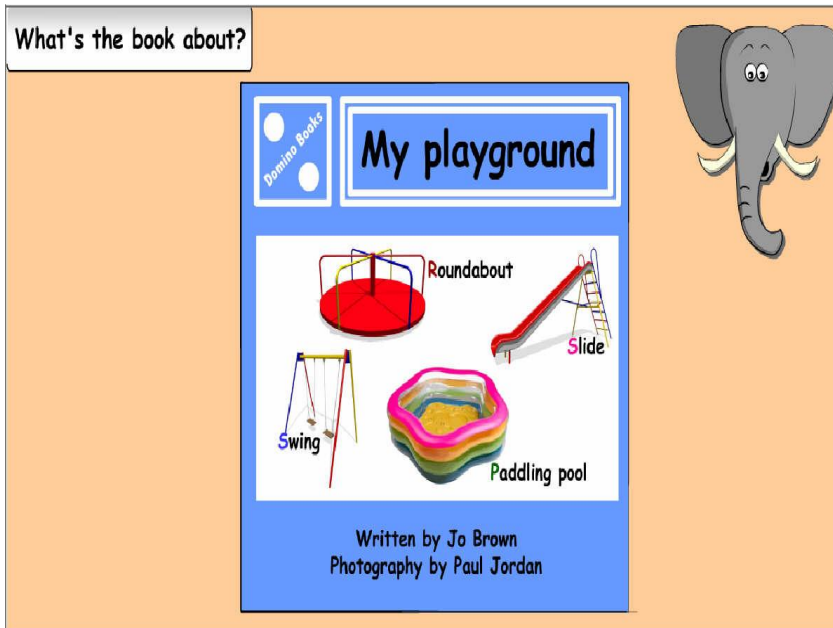
Can you find any hidden words?



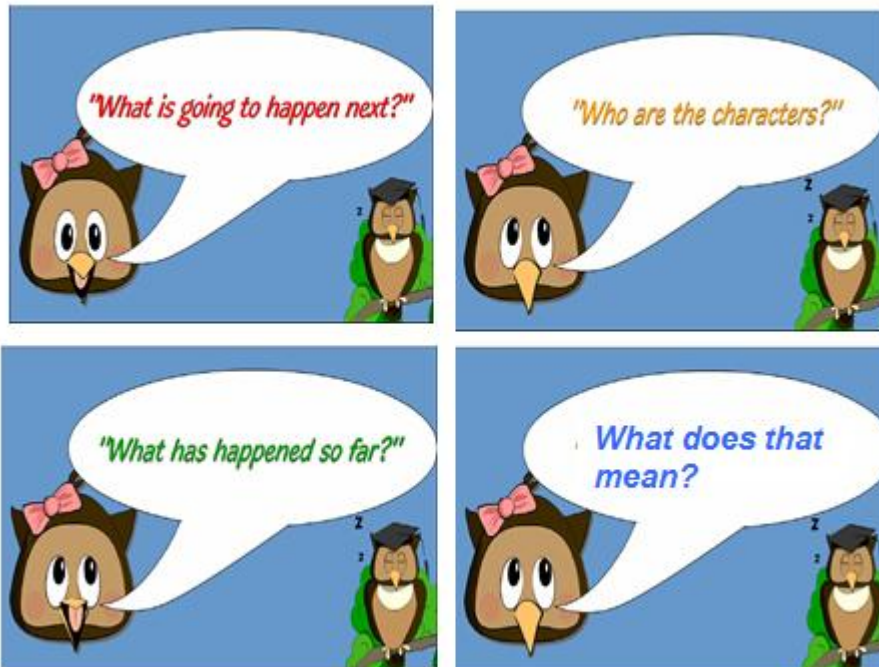
Read on and go back. Can you make sense of the word?



Discuss the front cover and the blurb.



Ask questions.



Develop inference skills.

“I am sorry I frightened you, before,” said the monster. “I was surprised to see you with my lost boots. How did you get to the city?”

“I don’t know,” Will said faintly. “I told the boots to take me home.”

The monster chuckled. “I see. The boots brought you to *their* home. And after I saw you, I borrowed another pair and followed you, to a place that must be *your* home. That is where I found this thief.”

Remember your child takes home a yellow book as part of their homework. This book contains the sounds and sight words that they need to know.



